

BRIDGESTONE



OFF-THE-ROAD TIRES

VREP

V-steel Rock E-Premium



**Ultra-Heavy-Duty Mining
Performance**

MAIN FEATURES

- **Exceptionally long tread life**
- **Ultra-high resistance to wear and tear**
- **Extremely low heat generation**
- **Super-durable casing**

VREP OFF-THE-ROAD TIRES

Tire Size	Star rating	TRA code
27.00R49	*2	E4



BRIDGESTONE OFF-THE-ROAD TIRES

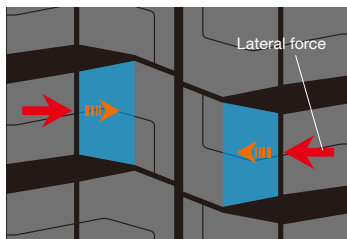
VREP V-steel Rock E-Premium

EXCEPTIONAL RELIABILITY AND DURABILITY

Bridgestone's finest heavy-duty tires just got better. Our all-new VREP tires, specially designed for large-class earthmovers, minimize internal friction and heat generation over a longer lifetime in heavy-duty mining operations. Experience the superior reliability that enables earthmovers to keep going, with greater productivity.

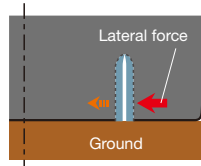
Trapezoidal blocks

Like our Bridgestone VRDP tires, the tread blocks on our new VREP tires resist the tendency to squirm back and forth as the tires roll. These new tires are even more rigid, however, and feature trapezoidal blocks with circumferential grooves to prevent the blocks from squirming and pressing sideways against adjacent blocks due to lateral forces. These superb qualities maximize wear resistance while minimizing internal friction and uneven wear.



Trapezoidal blocks designed for superior resistance to lateral forces

As the tire comes into contact with the ground, the circumferential groove shifts as it closes, thereby reducing lateral forces.



Optimum lug arrangement with 2-stage design

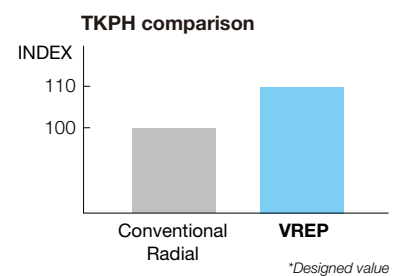
An innovative lug arrangement increases overall stability and the riding comfort of the operator. The 2-stage lug design helps to absorb the energy of shifting blocks, thereby minimizing block wear.



Cross-sectional view of 2-stage lug

Circumferential grooves

Circumferential grooves of an optimum depth minimize heat generation and achieve a higher TKPH.



Tire Size	Type	Star Rating	Recommended Rim/Flange Height	Approximate Inflated Dimensions								OTD	Minimum Dual Spacing		
				OD		OW		SLR		SLW			mm	mm	inch
				inch	mm	inch	mm	mm	inch	mm	inch				
27.00R49	T/L	*2	19.50/4.0	2692	106.0	750	29.5	TBA	TBA	TBA	TBA	66.5	892	35.1	

T/L: Tubeless

Specifications are subject to change without notice.



<http://otr.bridgestone.co.jp>

Printed in Japan 10ORA01E